

PROJECT	
TYPE	
NOTES	
QUANTITY	
DATE	

GENERAL

Series: Floral

Brand: Panzeri

Division: Design

Mounting Type: Surface

Mounting Location: Ceiling

PHYSICAL

Shape: Sphere

Diameter (mm): 400

Diameter (in): 15 3/4

Height (mm): 425

Height (in): 16 3/4

Light Distribution: Omnidirectional

Weight (kg): 2.3

Weight (lbs): 5

Diffuser: Frosted White Pyrex Glass

Fixture Finish: Chrome

Fixture Material: Aluminum

ELECTRICAL

Number of Lamps: 1

Lamp Type: LED Retrofit

Bulb Included: Bulb Not Included

Total Output Wattage (W): 15

Max. Wattage Per Lamp (W): 15

Lamp Base: E26

Input Voltage (V): 120

Upon Request: 277Vac / GU24

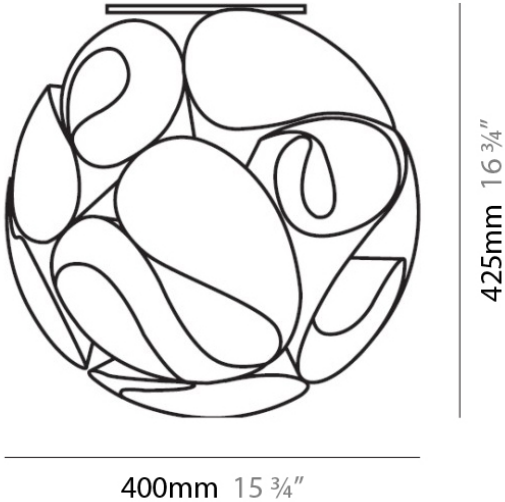
LED

OPTICAL

RATINGS AND CERTIFICATIONS



Certified By: CSA Certified to UL and CSA Standards

IP rating: IP20



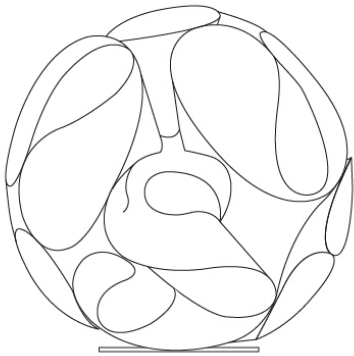

PROJECT	
TYPE	
NOTES	
QUANTITY	
DATE	

GENERAL
Series: Floral
Brand: Panzeri
Division: Design
Mounting Type: Portable
Mounting Location: Table
Subcategory: Floor
PHYSICAL
Shape: Round
Diameter (mm): 400
Diameter (in): 15 ¾
Height (mm): 400
Height (in): 15 ¾
Light Distribution: Direct
Weight (kg): 1.50
Weight (lbs): 3.30
Diffuser: Frosted White Pyrex Glass
Fixture Finish: Chrome
Fixture Material: Metal
ELECTRICAL
Number of Lamps: 1
Lamp Type: LED Retrofit / CFL
Bulb Included: Bulb Not Included
Total Output Wattage (W): 15 / 23
Max. Wattage Per Lamp (W): 15 / 23
Lamp Base: E26
Input Voltage (V): 120
Upon Request: 277Vac / GU24
LED
OPTICAL
RATINGS AND CERTIFICATIONS
Certified By: CSA Certified to UL and CSA Standards
IP rating: IP20



PROJECT	
TYPE	
NOTES	
QUANTITY	
DATE	

GENERAL
Series: Floral
Brand: Panzeri
Division: Design
Mounting Type: Portable
Mounting Location: Table
Subcategory: Floor
PHYSICAL
Shape: Round
Diameter (mm): 600
Diameter (in): 23 5/8
Height (mm): 600
Height (in): 23 5/8
Light Distribution: Direct
Weight (kg): 3.72
Weight (lbs): 8.20
Diffuser: Frosted White Pyrex Glass
Fixture Finish: Chrome
Fixture Material: Metal
ELECTRICAL
Number of Lamps: 1
Lamp Type: LED Retrofit / CFL
Bulb Included: Bulb Not Included
Max. Wattage Per Lamp (W): 15 / 23
Lamp Base: E26
Input Voltage (V): 120
Upon Request: 277Vac / GU24
LED
OPTICAL
RATINGS AND CERTIFICATIONS
Certified By: Certified for North American Standards
IP rating: IP20




Ø600mm 23 5/8"








































































PROJECT
TYPE
NOTES
QUANTITY
DATE

GENERAL
Series: Floral
Brand: Panzeri
Division: Design
Mounting Type: Portable
Mounting Location: Floor
Subcategory: Floor
PHYSICAL
Shape: Sphere
Diameter (mm): 400
Diameter (in): 15 3/4
Height (mm): 1950
Height (in): 76 3/4
Light Distribution: Omnidirectional
Weight (kg): 0.5
Weight (lbs): 1
Diffuser: Frosted White Pyrex Glass
Fixture Finish: Chrome
Fixture Material: Metal
ELECTRICAL
Number of Lamps: 1
Lamp Type: LED Retrofit
Lamp Shape: T10
Bulb Included: Bulb Not Included
Total Output Wattage (W): 15
Max. Wattage Per Lamp (W): 15
Lamp Base: E26
Input Voltage (V): 120
Upon Request: 277Vac / GU24
LED
OPTICAL
RATINGS AND CERTIFICATIONS
Certified By: CSA Certified to UL and CSA Standards
IP rating: IP20



LEGEND

	floor-mounted		pivotal		special LED (upon request) RGB, RGBW, tunable, gold+, meat+, art+, fashion+
	wall and ceiling: recessed and surface mounted		rotating		warm dim / natural dimming LED
	ceiling-mounted and wall-mounted		illuminate tilted		rechargeable battery powered
	wall-mounted		color of suspension cable		fixture with natural vivid LED (upon request)
	omni-directional light distribution		length of suspension cable		color rendering index
	direct light distribution		reflector degree selection		color temperature
	direct/indirect light distribution		super spot		lumen (luminous flux)
	indirect light distribution		lens		efficacy (lumens per watt)
	asymmetric light distribution		lens pack		Unified Glare Rating (UGR) range from 5-40
	aura light distribution		shine ring		marine grade (AISI 316 stainless steel)
	round wall or ceiling cut-out		integrated shine ring with diffuser		walk on
	square wall or ceiling cut-out		free individual colors 01-29		drive on
	the supplied jig specifies the cutout dimensions		individual colors: 00 (free of charge), 01-25 (extra charge)		Dark Sky Compliance
	minimum distance (meters) lamp - object		luminaire part to be colored (F1)		Americans with Disabilities Act (less than 4" off the wall located between 27"-84" from floor)
	recessed depth		luminaire part to be colored (F2)		lamp protected against explosion
	ceiling thickness in mm		luminaire part to be colored (F3)		blown glass using traditional methods by master glass blower
	ceiling thickness selection		luminaire part to be colored (F4)		acoustic material
	dimnable DP (phase), DV (0-10V), DD (dali), DS (step-dim)		luminaire part to be colored (F5)		protection class I, protection insulation
	included or excluded LED driver/transformer/control gear		color of 3-circuit adaptor		protection class II, protection insulation
	separately switchable		indirect diffuser		ETL Certified to UL and CSA Standards
	sensor		direct diffuser		UL Certified to UL and CSA Standards
	remote control		ball-proof (upon request)		CSA Certified to UL and CSA Standards
	available upon request		accessory		Certified for North American Standards

IP RATING

	protected against ingress of solid bodies greater than 12.5mm (finger)
	protected against ingress of solid bodies greater than 2.5mm protected against sprays of water up to 60 degrees from the vertical (rain)
	protected against ingress of solid bodies greater than 1mm (wire) no protection against the ingress of moisture
	protected against ingress of solid bodies greater than 1mm (wire) protected against sprays of water up to 60 degrees from the vertical (rain)
	protected against ingress of solid bodies greater than 1mm (wire) protected against water splashed from all directions
	protected against limited ingress of dust (wet rooms/covered outdoor areas) protected against water splashed from all directions
	protected against ingress of dust protected against jets of water
	protected against ingress of dust protected against powerful jets of water or heavy seas
	protected against ingress of dust protected against immersion of water between 15cm - 1m for 30 minutes
	protected against ingress of dust protected against immersion of water under pressure for long periods

IK RATING

	protected against 0.14 joules impact (equivalent to 0.25kg mass dropped from 56mm above the surface)
	protected against 0.2 joules impact (equivalent to 0.25kg mass dropped from 80mm above the surface)
	protected against 0.35 joules impact (equivalent to 0.25kg mass dropped from 140mm above the surface)
	protected against 0.5 joules impact (equivalent to 0.25kg mass dropped from 200mm above the surface)
	protected against 0.7 joules impact (equivalent to 0.25kg mass dropped from 280mm above the surface)
	protected against 1 joules impact (equivalent to 0.25kg mass dropped from 400mm above the surface)
	protected against 2 joules impact (equivalent to 0.5kg mass dropped from 400mm above the surface)
	protected against 5 joules impact (equivalent to 1.7kg mass dropped from 300mm above the surface)
	protected against 10 joules impact (equivalent to 5.0kg mass dropped from 200mm above the surface)
	protected against 20 joules impact (equivalent to 5.0kg mass dropped from 400mm above the surface)